

DO YOU KNOW *the Dangers of Dog Collars?*

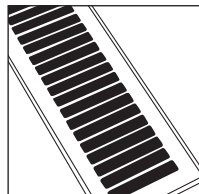


Dog collars, as a rule, are a good thing. They hold the tags that let people know who the dogs belong to, and how to connect them back to their families.


Collars, however, can get caught on fences, on another dog's mouth, and can turn into collars that kill. Thousands of dogs die, or are injured every year from collar accidents. Common hazards include:



Play Biting




Heating and Cooling Vents



Fences



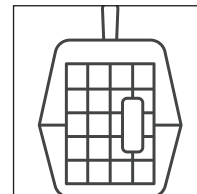
Shrubs and Branches



Deck Slats



Furniture and Cabinet Hardware



Crates and Kennels

PROTECT YOUR DOG. EDUCATE YOURSELF ON COLLAR SAFETY.

Consider these Safety Tips:

- ALWAYS, remove collars when your dog is in a kennel/crate, and when boarding. Check daycare, groomer, veterinarian, boarding, and kennel facility policies.
- Choose collars wisely. Not all collars fit all situations. Consider breakaway collars, or opt for a harness. Avoid chain "training" collars. These should **never** be worn outside of training.
- Look for opportunities to live and "play naked" (without collars).
- Remove collars when dogs are home alone unattended, especially if you have more than one dog. Play biting is the top-reported collar accident.
- Supervise your dogs so you can help if they get into trouble. Keep an emergency kit handy with tested tools to cut off any collar. *Kit should include bolt cutters, and industrial-strength scissors.*
- Microchip your dogs. Collar or no collar, this will increase your chances of being reunited if they are lost or stolen.

**Strangulation accidents happen. Keep your dogs safe.
Being aware of the dangers is the first step to prevention.**



RYDER SAFE
FOUNDATION

**Get Educated. Be Aware.
Be Informed. Be Inspired.
Share to Keep Pets Safe.**

For more information on The Ryder Safe Foundation visit www.Ryderssafefoundation.com or find us on [facebook.com/labradorableffs](https://www.facebook.com/labradorableffs)